



NEWSLETTER

April 2022


"The MakerBarn is a member-driven family-friendly makerspace that exists to provide a place for our members to envision, design, and realize creative projects. We are dedicated to building a creative maker community among our membership and the community at large."

Now is a great time to go to the shop and make something. The weather is nice, and the Shop Managers usually have the roll-up doors open. Maybe something simple like flower boxes or bird houses. These are great projects to work on with the kids. More complex yard projects like Whirly-gigs are fun to build. A good way to paint them is use the laser to engrave the outlines, then use the outlines as a guide for painting.



Big news: We are going to be leasing the entire building where the shop is located. This will mean moving the Lab to the new building, so volunteers will be needed. Moving will allow both Lab and Shop to be in the same building, and we will have 2400 additional square feet of space. This will give us a dedicated classroom, more storage space, an area for woodworkers to glue-up their projects, and a full kitchen. The move will be at the end of July, but soon we can start on the buildout of suite 203 which is next to the shop. The kennel area at the back of 203 is a room measuring 12x25. It is air-conditioned. Current thought is to move the lasers and perhaps the 3D printers to this room. Also, we could expand the room to make a large 25x25 air-conditioned space or make two 12x25 rooms that are air-conditioned. In either case we would need to build walls and a hanging ceiling. So, anyone who wants to help is welcome. Also, if anyone has experience with hanging a ceiling it would really be helpful.

Keep on make'n!
George



Welcome new Members!

In the month of February, MakerBarn welcomed the following new members:

Bradley Wilson	Joined March 13
Nicky Underwood	Joined March 14
Daniel Robles	Joined March 14
Vanessa Robles	Joined March 15
Robert Swanson	Joined March 25
Sami Resendez	Joined March 28

MakerBarn Newsletter Back Issues Now Available!

It's hard to believe this is the 21st issue of the MakerBarn newsletter - well, at least the editor finds that hard to believe :-)

If you are new to the Barn, you may be wondering what other things have people made around here? Well, now you can see all the many projects we've documented since May of 2020. Just head over to the the MakerBarn website at <https://www.themakerbarn.org/> and scroll all the way to the bottom where you will find our new archive of every issue - enjoy!

Newsletters

- February 2022
- January 2022
- December 2021
- November 2021
- October 2021
- September 2021
- August 2021
- July 2021
- June 2021
- May 2021
- April 2021
- March 2021
- February 2021
- January 2021
- December 2020
- November 2020
- October 2020
- September 2020
- August 2020
- July 2020
- June 2020
- May 2020

Made at MakerBarn!

Collen Helz made a fire table out of a whiskey barrel at the shop with help of her brother. They used the angle grinder, reciprocating saw and the metal lathe among other tools.



Ed Fraini took some old rusty pipe clamps - refurbished, blasted and powder coated them at the Shop.



MADE AT MAKERBARN!

Joe Beagle made 12 awards for the Space City Duals wrestling tournament. Maple with epoxy inlay.



Are you Manager Material?

The MakerBarn runs on volunteers and you if you have been an active member for two months or more, we would like you to consider becoming a Shop MakerBarn Manager. MB Managers work 3-4 hour shifts during which they supervise the general operation of the Shop keeping a close eye on safety and noting any maintenance issues that arise. They also devote a fair amount of time to general cleaning of the shop floor and emptying the dust collection and trash systems. They give prospective members tours and update MACS access cards as needed for members. **Oh, and they enjoy 24/7 access to the Shop!**

If the Shop manager role sounds interesting to you, contact Jim Barron via Slack. Thanks!

MADE AT MAKERBARN!

Mike Schoonmaker and Rick Wallis made eight (8) stackable communion trays for The Church at Woodforest.




John Buckley made an old dirty baking plate into a beautiful powder coated serving tray - with help from **Ed Franini**



MADE AT MAKERBARN!

John Hoaglund made travel containers for his drone using Kaizen foam. He used LightBurn and the laser machines.



This is something I've been looking for a long time. A Reversible Jigsaw. These are great, instead of having a saw where the blade always goes up and down, these are reversible so with a switch, the blade will go down and up. If you make a mistake, just switch to reverse, back up, the switch forward and finish the cut. Incredible! The best part is when I searched for where I could buy one on Google, I found out I could get one at 70% off! The Internet is wonderful! - George

Ad · <https://www.bestdeals.today/> :

Reversible Jigsaw - 70% Off Today. Expires Soon

Explore The Greatest Reversible Jigsaw Deals Online. Top Deals With Free Shipping Included.

Find Our Lowest Possible Price! Cheapest Reversible Jigsaw For Sale. Marques leaders.

Meilleurs prix en ligne. Offres spéciales vacances. Rabais importants. En stock.

★★★★★ Rating for bestdeals.today: 4.6 - 189 reviews

Jusqu'à -70 % de remise · Les meilleurs détaillants · Les meilleures ventes · Nouveautés

"Offer good through April 1st"

MADE AT MAKERBARN!

Trevor Whalen made a pizza peel in the Shop. He used Walnut and Maple wood and used the band saw, spindle sander, and drum sander. It has an Italian recipe for pizza dough engraved using Lightburn .



MADE AT MAKERBARN!



CE Raum created a filter holder for his 50mm Canon lens. I used the Prusa 3D printer to create two parts to very tight specifications, one part allows the filter to be easily slid in and out of the holder with no light gaps, and the back part locks onto the lens like an OEM part. After some light sanding the two parts were CA glued together. I will use this to shoot day-to-night timelapse.




BRIGHTLIFE ART SALE is April 6th at Branch Crossing YMCA 10 AM - 2 PM



A big thank-you to all MakerBarn members who pitched in to help with wood blanks for YMCA BrightLife last month. Once again our special needs friends are busy creating beautiful artwork from everything you made for them to get started. Remember, we serve community, not just ourselves. If you would like to join us for the summer art sale write to John Buckley on Slack or at jb332699@gmail.com.

You can follow BrightLife activities at <https://www.facebook.com/groups/301032970003082>

Meet The Area Managers!

	<p><u>WOODWORKING & CNC</u></p> <p>Jim Barron has lots of experience with woodworking and CNC. He holds occasional CNC classes that demonstrate the Vectric VCarve Pro software we use. Jim can check you out on woodworking and CNC tools at the Barn. Contact him via SLACK.</p>
	<p><u>LASER PRINTING</u></p> <p>Greg Radliff is an artist and expert at using Laser Cutter and Engravers. Greg can show you the LightBurn software we use and can check you out for use of the Laser printers in the Lab. Contact him via SLACK</p>
	<p><u>3D PRINTING</u></p> <p>Jody Cochran is a graphic artist with deep experience in 3D printing and other graphics tools. Jody can show you slicer and other software used with the 3D printers. Contact him via SLACK.</p>
	<p><u>METALWORKING</u></p> <p>Bryan Manka is area manager for metalworking which includes the metal mill and the metal lathe at the Barn. He can check you out for use of either of these machines. Contact him via SLACK.</p>
	<p><u>ELECTRONICS</u></p> <p>Raul Garcia is area manager for electronics. More of a fixer than designer, but willing to help and learn together. See Raul for anything related to microcontrollers, electronic devices or other electronics related projects. Contact him via SLACK.</p>
<p>Daniel Claybaugh</p>	<p><u>WELDING</u></p> <p>Daniel Claybaugh is area manager for welding</p>

For New Members

WELCOME to the wonderful world of making!! We know you'll come to love this place as much as we do. First and foremost, this place is about the people. We would like to encourage you to see yourself as more than just a member. We are a community. Because we don't have any employees, we rely heavily on our community to keep things running. So please join in, pitch in, and get involved. Ask lots of questions. We are a really friendly group and love to help one another. The MakerBarn is a fantastic community of makers and we are glad you are here!



Maker Barn: The Shop

28030 FM 2978, Suite 204 77354

Phone: 832-663-6377



MakerBarn: The Lab

28030 FM 2978 Suite 101 77354

Phone: 832-663-6377

MakerBarn Directors:

George Carlson, Director and President

Jeanie James, Director

Greg Radliff, Director

Executive Committee:

Kathy Barbieri - Procurement and Acquisitions

Jody Cochran - Secretary

Raul Garcia - Member at Large

Jim Barron - Membership

Matt Folsom - IT

Daniel Cielecy - Treasurer

Doug Green - Web Site

Ashley Dickson - Member at Large

John Buckley - Newsletter Editor

Area Managers: (Guru or Custodian)

Woodworking - Jim Baron

Lasers - Greg Radliff

3D Printing - Jody Cochran

Metalworking - Bryan Manka

Electronics - Raul Garcia

Welding - Daniel Claybaugh

Copyright @ 2020 MakerBarn, All rights reserved.

We are a 501(c)(3) non-profit corporation

You are receiving this message because you requested info at a Makerbarn event or through our website

Our mailing address is:

*MakerBarn Lab
28030 FM 2978 Suite 101
Magnolia, TX 77354*

If you no longer wish to receive this newsletter please write to info@themakerbarn.org