



# NEWSLETTER

## May 2022

*"The MakerBarn is a member-driven family-friendly makerspace that exists to provide a place for our members to envision, design, and realize creative projects. We are dedicated to building a creative maker community among our membership and the community at large."*

There is no doubt about it, The MakerBarn has been an amazing success, and continues to be. This success can only be attributed to one thing, our volunteers. From day one, The MakerBarn has been a volunteer driven organization. Volunteerism brings members together and gives the members a way to directly guide the organization.



No group of members has been more important than the Shop Managers. The Shop Managers bring guidance and continuity to The Shop and The Lab. Although The Lab is available 24/7, the managers are still available to assist lab users. Shop Managers also give prospective members the opportunity to tour our facilities and learn about our capabilities. We can always use additional shop managers to allow The Shop to be open longer. If you would like to be a Shop Manager, contact Jim Barron, he will guide you.


There are other ways to volunteer at The MakerBarn. For instance, we are always looking for members who would like to share their experiences and hold a class. It can be a simple demonstration or a class of several sessions. In August we will be moving into our new facility in The Shop building. We will have a dedicated classroom that will

make teaching and demonstrations even easier.

So, if you have any ideas for group projects, classes, or demonstrations, be sure to share your idea on Slack.

Keep on make'n!

George



## Welcome new Members!

In the month of April, MakerBarn welcomed the following new members:

O'Brien Hughes	Richard Leeth
Robert Lawrence	Cameron Ralston
Kevin Slaback	Randy Schultze
Steve Lindsay	Tanya Gunderson
Alissa Strawn	Keifer Gibbs
Ricky McGrath	

## The Importance of August...

Quick, what happens in Houston in August?? That's right - Heat, Humidity and Hurricanes!

But this August we'll add one more - that is our upcoming move out of the Lab and into the Shop building.

Please make a mental note now to be available for a day or two in August this year as it will take 'all hands on deck' to make this happen - Thanks!





## ***Made at MakerBarn!***

**Colleen Helz** made candlesticks, a toothpick holder and some mushrooms to go with them! She used the lathe and bandsaw.



## ***MADE AT MAKERBARN!***



**David Figueroa** made these tumblers on the DyeSub printer in the Lab and then baked them in the Powder Coating oven in the shop.


### ***Are you Manager Material?***

The MakerBarn runs on volunteers and you if you have been an active member for two months or more, we would like you to consider becoming a Shop MakerBarn Manager. MB Managers work 3-4 hour shifts during which they supervise the general operation of the Shop keeping a close eye on safety and noting any maintenance issues that arise. They also devote a fair amount of time to general cleaning of the shop floor and emptying the dust collection and trash systems. They give prospective members tours and update MACS access cards as needed for members. **Oh, and they enjoy 24/7 access to the Shop!**

If the Shop manager role sounds interesting to you, contact Jim Barron via Slack. Thanks!



# MADE AT MAKERBARN!



**Wes Eddins** made these two amazing bowls on the CNC machine in the Shop



## MADE AT MAKERBARN!

**Joe Beagle** made  
these domino holders




**CE Raum** made an end-grain cutting board. He made it using various scrap hard woods





# MADE AT MAKERBARN!

**CE Raum** made this stained glass woodpecker wood sculpture. He says, "Ross was kind enough to give me this off cut piece from one of his lumbering projects. I traced the profile of the wood onto a piece of paper so I could sketch a pattern for a stained glass pileated woodpecker that nestles right into the wood. The back is jointed to a 90° angle so it can be mounted in a corner, a quick jig built from scrap parts found in the shop allowed me to hold the piece at 45° to cut out a cleat from the back as a hanger using the band saw."



Woodpecker!




## ***MADE AT MAKERBARN!***



**CE Raum** made this Garden Trellis. He says, “I love gardening, but can’t dedicate a lot of space for it. Made from just four 2x4s ripped into 1” square strips I made this garden trellis which fits over pots and a PVC planter. I haven’t been terribly comfortable using the dado saw, but 83 cross and laps joints later I feel much more confident. Going to be a great salad soon.”



## Meet The Area Managers!

	<p><u>WOODWORKING &amp; CNC</u></p> <p><b>Jim Barron</b> has lots of experience with woodworking and CNC. He holds occasional CNC classes that demonstrate the Vectric VCarve Pro software we use. Jim can check you out on woodworking and CNC tools at the Barn. Contact him via SLACK.</p>
	<p><u>LASER PRINTING</u></p> <p><b>Greg Radliff</b> is an artist and expert at using Laser Cutter and Engravers. Greg can show you the LightBurn software we use and can check you out for use of the Laser printers in the Lab. Contact him via SLACK</p>
	<p><u>3D PRINTING</u></p> <p><b>Jody Cochran</b> is a graphic artist with deep experience in 3D printing and other graphics tools. Jody can show you slicer and other software used with the 3D printers. Contact him via SLACK.</p>
	<p><u>METALWORKING</u></p> <p><b>Bryan Manka</b> is area manager for metalworking which includes the metal mill and the metal lathe at the Barn. He can check you out for use of either of these machines. Contact him via SLACK.</p>
	<p><u>ELECTRONICS</u></p> <p><b>Raul Garcia</b> is area manager for electronics. More of a fixer than designer, but willing to help and learn together. See Raul for anything related to microcontrollers, electronic devices or other electronics related projects. Contact him via SLACK.</p>
<p><b>Daniel Claybaugh</b></p>	<p><u>WELDING</u></p> <p><b>Daniel Claybaugh</b> is area manager for welding</p>



## For New Members

WELCOME to the wonderful world of making!! We know you'll come to love this place as much as we do. First and foremost, this place is about the people. We would like to encourage you to see yourself as more than just a member. We are a community. Because we don't have any employees, we rely heavily on our community to keep things running. So please join in, pitch in, and get involved. Ask lots of questions. We are a really friendly group and love to help one another. The MakerBarn is a fantastic community of makers and we are glad you are here!



### **Maker Barn: The Shop**

28030 FM 2978, Suite 204 77354

Phone: 832-663-6377



### **MakerBarn: The Lab**

28030 FM 2978 Suite 101 77354

Phone: 832-663-6377

---

### **MakerBarn Directors:**

George Carlson, Director and President

Jeanie James, Director

Greg Radliff, Director

### **Executive Committee:**

Kathy Barbieri - Procurement and Acquisitions

Jody Cochran - Secretary

Raul Garcia - Member at Large

Jim Barron - Membership

Matt Folsom - IT

Daniel Cielecy - Treasurer

Doug Green - Web Site

Ashley Dickson - Member at Large

John Buckley - Newsletter Editor

### **Area Managers: (Guru or Custodian)**

Woodworking - Jim Baron

Lasers - Greg Radliff

3D Printing - Jody Cochran

Metalworking - Bryan Manka

Electronics - Raul Garcia

Welding - Daniel Claybaugh

---

*Copyright @ 2020 MakerBarn, All rights reserved.*

*We are a 501(c)(3) non-profit corporation*

*You are receiving this message because you requested info at a Makerbarn event or through our website*

*Our mailing address is:*

*MakerBarn Lab  
28030 FM 2978 Suite 101  
Magnolia, TX 77354*

*If you no longer wish to receive this newsletter please write to [info@themakerbarn.org](mailto:info@themakerbarn.org)*